

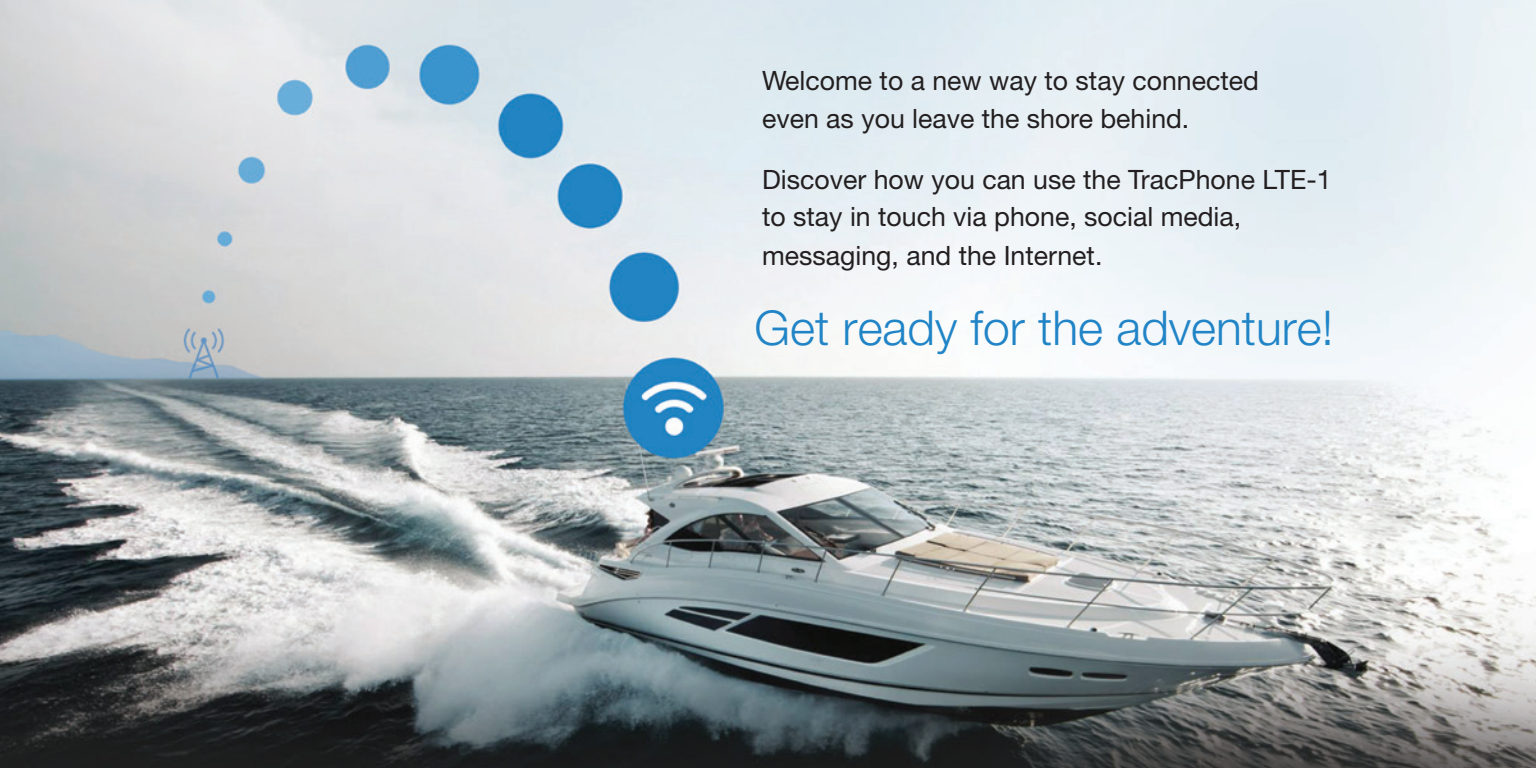


KVH®

LTE that Goes  
the Distance



KVH TracPhone® LTE-1 Quick Start Guide



Welcome to a new way to stay connected  
even as you leave the shore behind.

Discover how you can use the TracPhone LTE-1  
to stay in touch via phone, social media,  
messaging, and the Internet.

Get ready for the adventure!



## Activate Your System

**Congratulations on choosing TracPhone LTE-1.  
It's time to get it activated!**

*Refer to the  
"Help" feature  
available in the  
LTE Manager  
App or website  
for operational  
information.*

To get started, **turn off** your TracPhone LTE-1.

Using an Internet-connected mobile device or computer, either scan the QR code to the right or enter the following url: **www.kvh.com/LTEactivate**

Upon submission of your activation order, your TracPhone LTE-1 will typically be activated in less than fifteen minutes.

After receiving your activation confirmation, **turn on** your TracPhone LTE-1 and enjoy.

If you have any questions or concerns, please contact KVH Airtime Services.

Can't scan? Go to:

[www.kvh.com/LTEactivate](http://www.kvh.com/LTEactivate)

**Serial No. 000000001**

**Wi-Fi Name (SSID):  
TracPhone LTE1-F429**

**Wi-Fi Password:**  
●●●●●●●●

KVH<sup>®</sup>



### **KVH Airtime Services**

Hours: 6:00 PM Sunday to 5:00 PM Friday (ET)

Phone: +1 401.851.3862

Email: [airtimeservices@kvh.com](mailto:airtimeservices@kvh.com)





## Get Online

### Option A

#### Use the Wireless Connection

Connect to the LTE-1's built-in Wi-Fi network (see [Manage Your Network, Data & Alerts](#) on how to change your Wi-Fi password and rename the LTE-1 network).



### Option B

#### Use the Ethernet Connection

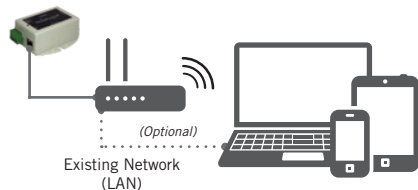
Connect your computer directly to the Power over Ethernet (PoE) Injector's LAN port.



### Option C

#### Use an Existing Network

Connect your Wi-Fi router to the PoE Injector's LAN port, then connect your computer to the boat's network. (Refer to *Installation Guide* for details.)



**For the highest speeds, use Option B or C.**





## Manage Your Network, Data & Alerts

View and manage your boat's network usage and settings from anywhere via the LTE Manager App or via the LTE Manager website, which allow you to:

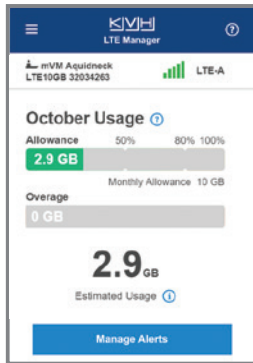
**Check Data Usage** - View your current month's data usage.

**Manage Alerts** - Set up data usage and overage alerts via email and/or text message.

**Change Wi-Fi Settings** - Change the built-in Wi-Fi network name (SSID), network password, and security encryption.

**Set Network Configuration** - Turn on/off DHCP and change the IP address.

The current signal strength and service is always visible at the top right of the LTE Manager.



Get the **LTE Manager App** for your iOS or Android devices or visit **lte.mykvh.com**.

Log in with the email and password you set during activation and take control of your adventure!



LTE-A



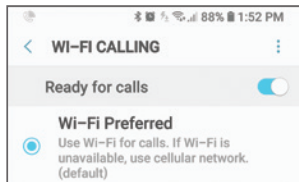
## Set up Wi-Fi Calling

Make and receive voice and FaceTime® calls plus send and receive text messages using your phone with the convenience of Wi-Fi Calling. Simply turn it on and connect to the LTE-1 network.

### Android Phone

1. Tap the **Phone** app.
2. Navigate to **Settings > Wi-Fi Calling**.
3. Set **Wi-Fi Calling** to **Ready for Calls**.

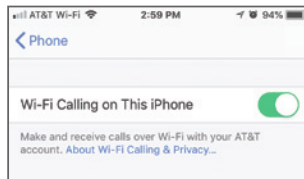
Android Phone



### iPhone


1. Navigate to **Settings > Phone > Wi-Fi Calling**.
2. Turn on **Wi-Fi Calling On This iPhone**.

iPhone



Phone setting screens may vary.

To use Wi-Fi Calling on other devices (tablets, etc), see device's user manual.





## Additional Information & Support

### User Documentation

This guide provides basic operation information for the TracPhone LTE-1 system. For complete installation, setup, operation, and diagnostics information, refer to the Installation Guide or the system's comprehensive "Help" feature, available through the LTE Manager website or App.

### Online Resources:

#### Activate Service

[kvh.com/LTEactivate](http://kvh.com/LTEactivate)

#### Customer Support

[kvh.com/customersupport](http://kvh.com/customersupport)

#### View and Manage Your Usage

[lte.mykvh.com](http://lte.mykvh.com) or use  
iOS or Android LTE Manager App  
*(Requires login/password)*

### Technical Support:

Phone: +1 401 847-3327

Email: [support@kvh.com](mailto:support@kvh.com)

Hours: Mon.-Fri., 9am-6pm; Sat., 9am-2pm ET



It's time to search for adventure, not a signal!



54-1275 Rev. B

Share your adventure with us at #AdventureAwaits



© 2020 KVH Industries, Inc. All rights reserved. KVH, TracPhone, myKVH and the unique light-colored dome with dark contrasting baseplate are trademarks of KVH Industries, Inc. All other trademarks are the property of their respective companies.