

AgilePlans® by KVH

TracPhone V3HTS Antenna and Ancillary Equipment

Labeling Instructions



Getting Help

If you need assistance, please contact the KVH Service Delivery Group at servicedeliverygroup@kvh.com.

This document shows how to label a TracPhone® V3-HTS system, including the antenna, ICM, and optional accessories (i.e., Thales® VesseLINK™ or SAILOR® 4300 Iridium Certus® system) that comprise the AgilePlans installation.

Important!

The installer **must** label the equipment as shown. This is a required step in an AgilePlans installation.



NOTE: In all cases, once the adhesive label is placed, press firmly so that it adheres to the surface.

Figure 1: “Property of KVH” Label





Label the TracPhone System

Label the antenna and ICM “Property of KVH” in the locations indicated below.

V3-HTS Antenna	Integrated CommBox Modem (ICM)
	
<p>On the baseplate, centered beneath the mini-VSAT Broadband label</p>	<p>Atop the ICM, at the front left-hand corner</p>



Label the Thales VesseLINK 200 (if applicable)

Follow the instructions below to properly label the VesseLINK 200 system "Property of KVH."

VesseLINK 200 Above Deck Unit (ADU)	VesseLINK 200 Below Deck Unit (BDU)
	
<p>Place a clear label on the ADU radome, in the flat area just above the baseplate, opposite the "THALES" label.</p>	<p>Place a silver label on top of the BDU above the "THALES" label.</p>



Label the Thales VesseLINK 700 (if applicable)

Follow the instructions below to properly label the VesseLINK 700 system "Property of KVH."

VesseLINK 700 Above Deck Unit (ADU)	VesseLINK Below Deck Unit (BDU)
	
<p>Place a clear label on the ADU radome between the "THALES" label and the "iridium" label.</p>	<p>Place a silver label on top of the BDU above the "THALES" label.</p>

Label the SAILOR 4300 System (if applicable)

Follow the instructions below to properly label the SAILOR 4300 (for Iridium Certus) system "Property of KVH."

SAILOR 4300 Above Deck Unit (ADU)	SAILOR 4300 Below Deck Unit (BDU)
	
<p>Place a clear label on the ADU radome, opposite the radiation hazard label.</p>	<p>Place a silver label on top of the BDU next to the information label.</p>