



CommBox™ Edge Communications Gateway

Optimize Your Performance

- Configure dynamic data and WAN usage rules and quotas or granular communications control
- Easily create multiple LANs to support operations, owners, crews, IoT, guests, and more securely
- Control which channels are used and when with WAN prioritization
- Make full use of multiple WANs simultaneously through connection bonding and balancing
- Multiply your connection speeds with unlimited PEP plus advanced connection bonding to combine multiple WANs
- Minimize your cyber risk with Secure Suite advanced detection, prevention, and logging

Advanced, Scalable Network Management for Your Vessels

Connectivity Evolved Through Integrated Services and Systems

Your fleet deserves a communications network that meets your demanding standards. The CommBox Edge Communications Gateway, with its versatile belowdeck devices and features, seamlessly integrates each of your diverse communication systems – 5G, VSAT, Starlink, Wi-Fi, Ethernet, and more – to deliver unmatched control, visibility, security, and bandwidth management.

Enjoy the power and peace of mind that comes with real-time user reporting, advanced channel bonding for improved performance, intelligent hybrid channel switching, remote support, performance data, Starlink dashboards and controls, and more, all accessible from an intuitive and user-friendly interface designed for mobile and desktop use.


Onboard Edge Computing Designed for Marine Use

The CommBox Edge 6 and Edge 2 devices and full-featured Virtual Machine offer a powerful on-vessel addition to your network infrastructure, integrating and managing all of your onboard connectivity.

CommBox Edge 6



Front View



Back View

Manage up to 12 WAN sources

6.1" x 5.0" x 2.1" / 15.5 x 12.7 x 5.3 cm
+12 VDC (50W Max); 100-240 VAC, 50-60 Hz (AC/DC Power Supply Included)

CommBox Edge 2



Front View



Back View

Manage up to 12 WAN sources

4.4" x 3.4" x 1.4" / 111 x 85 x 35 mm
+12 VDC (50W Max); 100-240 VAC, 50-60 Hz (AC/DC Power Supply Included)

Both CommBox Edge options offer:

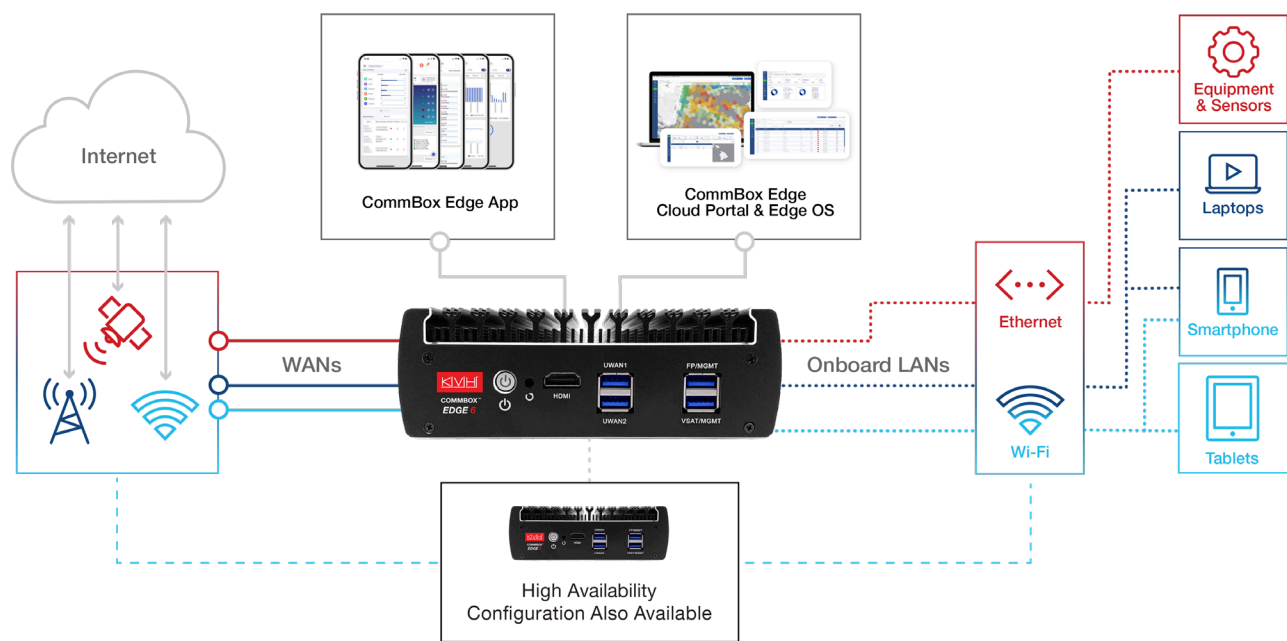
- Cloud-managed user interface with real-time metering and analysis
- WAN combination and control with advanced routing and channel bonding
- Bring CommBox Edge 6 and Edge 2 to your fleet with NO CAPEX thanks to KVH AgilePlans®

CommBox Edge also available as a Virtual Machine for vessels with compatible onboard hardware

Visit kvh.com/edge or contact sales@kvh.com for more details.

CommBox Edge Communications Gateway, Exclusively from KVH

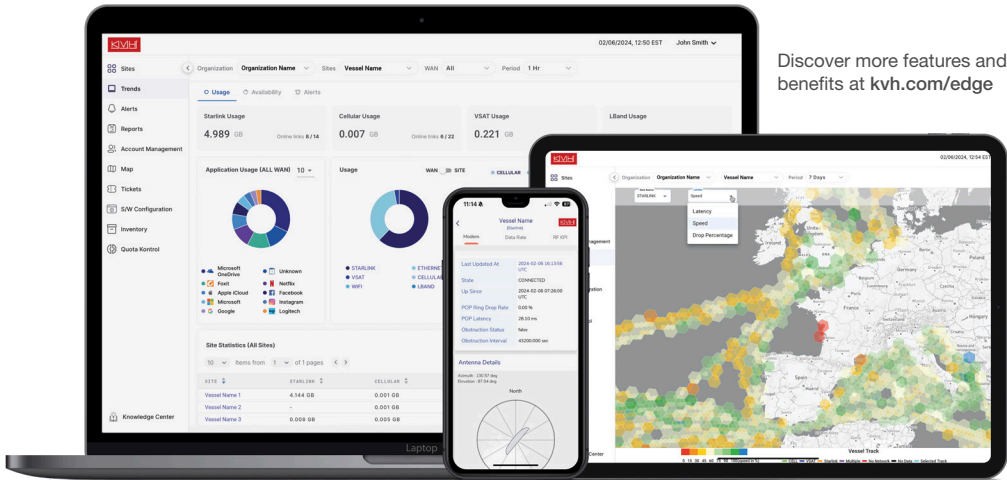
CommBox Edge’s flexible design supports multiple WANs and LANs for operations and crew use, device networking and IoT, and more with easy cloud-based controls.



Versatile Tools to Deliver Unified Dynamic Global Control

With cloud-based content, a mobile-friendly user interface, and powerful toolsets, the CommBox Edge services bring instant scalability to your network with features including:

✓ WAN, LAN, and usage quota rules	✓ Data usage management and real-time reporting
✓ Device configuration and traffic control policies	✓ Starlink data, network, and management tools
✓ WAN selection	✓ Crew data allocations
✓ Bandwidth bonding	✓ Mobile-friendly access



Visit kvh.com/offices for regional headquarters and sales locations and contact details.

