

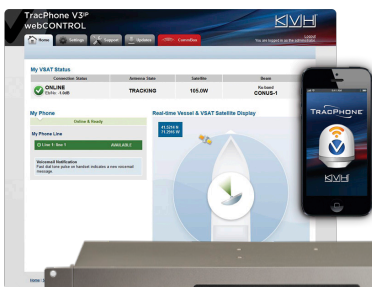


TracPhone® V3HTS

Ultra-compact mobile VSAT with expanded network management

The rugged 37 cm TracPhone V3HTS offers global connectivity as fast as 6 Mbps/2 Mbps (down/up) and crystal-clear voice calls via advanced next-generation high-throughput satellites (HTS) from Intelsat and SKY Perfect JSAT on the mini-VSAT Broadband HTS network. With global metered and unlimited airtime options, the TracPhone V3HTS is ideally suited for remote business operations, emergency/disaster response, border security, and more.

- 1 Ultra-high efficiency antenna using KVH's RingFire™ design and groundbreaking dielectric rod feed ensures excellent Ku-band reception even in bad weather
- 2 Advanced antenna controller for high-speed tracking
- 3 Dynamic, gyro-stabilized system seeks the optimal satellite within the mini-VSAT Broadband HTS network and tracks it at high vehicle speeds and over rough terrain



The exclusive KVH Integrated CommBox Modem (ICM) is the streamlined all-in-one belowdecks unit that drives the TracPhone V3HTS. This powerful belowdecks unit includes the high-throughput modem, Voice over IP (VoIP) adapter, and built-in Wi-Fi and Ethernet, along with expanded network management capabilities, such as customizable configuration tools, data allocation, and more.

TracPhone V3_{HTS} with mini-VSAT Broadband HTS Service

System Specifications

Service	
Network	mini-VSAT Broadband HTS Network
Antenna Type	Ku-band
Service Coverage Area	Worldwide
Maximum Speed Download/Upload ¹	As fast as 6 Mbps/2 Mbps (down/up)
Above-decks Equipment	
Antenna Dish Diameter	36.8 cm (14.5")
Antenna Unit Dimensions/Weight	39.4 cm D x 44.7 cm h (15.5" D x 17.6" h)/11.3 kg (25 lbs)
Elevation/Azimuth Range	7.7° to 75°/720° rotation
Temperature	Operating: -30°C to 55°C (-22°F to 131°F); Survival: -35°C to 70°C (-31°F to 158°F)
Humidity	IEC 60945; 40°C (104°F), 95% Humidity (non-condensing)
Rain	Precipitation rate of 1.7 mm/min, w/wind speeds up to 100 knots
Heading Input	NMEA 0183 magnetic or true heading
Antenna Unit Power	DC; provided by ICM
ICM to Antenna Unit Communications	14 Conductor Data Cable
L-band RF Cables (customer supplied)	For 5-30 m (15-100 ft.) choose RG-11 For 30-60 m (101-200 ft.) choose LMR-400-75 For 60-100 m (201-325 ft.) choose LMR-600-75
Below-decks Equipment – Integrated CommBox™ Modem (ICM)	
Dimensions	42.6 cm l x 41.4 cm w x 2U h (16.8" x 16.3" x 2U) rack-mountable with optional mounting provisions ²
Weight	5.1 kg (11.25 lbs)
Temperature	Operating: -15°C to 55°C (5°F to 131°F); Survival: -15°C to 70°C (5°F to 158°F)
Input Power	100-240 VAC, 50-60 Hz auto switching, 250W max
Data Interfaces	4 Ethernet: IEEE 802.3 10BASE-T/100BASE-TX, 100 Mbps; 1 Wi-Fi 802.11; 3 USB ports
Voice Interfaces	1 RJ11 port for VoIP services
System Options	
CommBox Software Bundles Available	Standard or Enterprise Bundles – see "Featured Options" at: For Commercial Land applications: kvh.com/tpv3htscommland For Commercial Military applications: kvh.com/tpv3htsmil
KVH OneCare™ Support Program	Available; see kvh.com/onecare for details
Complete System	
Certification	Complies with the essential requirements of Radio Equipment Directive 2014/53/EU, which includes the safety objectives set out in Low Voltage Directive 2014/35/EU and an adequate level of electromagnetic compatibility as set out in EMC Directive 2014/30/EU.
System Warranty ³	Comprehensive 2-year parts, 2-year labor warranty supported by KVH's worldwide Certified Support Network (CSN)
Part Number	01-0418-11

Meets FCC and CE requirements. Exceeds Inmarsat operational, survival, and shock specifications.

¹Published data speeds are maximum speeds and may vary in different regions and under different conditions.

²Optional Belowdecks Mounting Case (Part Number 72-0368) available for vessels and vehicles without a rack.

³Unless subject to in-country regulations. Restrictions apply. Visit www.kvh.com/warranty for details.

System Diagram

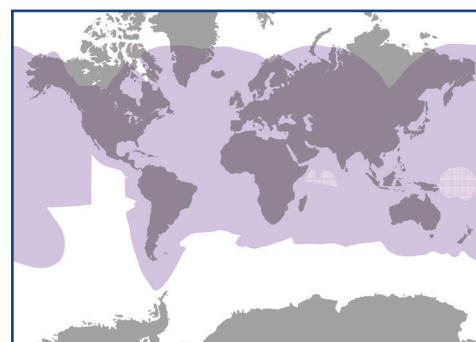


Integrated CommBox Modem (ICM) –

Streamlined belowdecks unit includes: IP-enabled antenna control unit, built-in CommBox Ship/Shore Network Manager, high-throughput modem, Voice over IP adapter, and built-in Wi-Fi and Ethernet switch.




The TracPhone V3_{HTS} offers data speeds faster than competing, larger Ku-band VSAT systems, all via a rugged, lightweight, easily installed commercial-grade antenna.



mini-VSAT Broadband HTS Network Coverage Map

 Ku-band Coverage

 TracPhone V3_{HTS} has a 2-axis stabilized antenna pedestal design that does not provide coverage in areas where the satellite is directly overhead.

The map depicts KVH's expectations for the mini-VSAT Broadband HTS network's coverage for the TracPhone V3_{HTS}; actual coverage and availability may vary. Data rates may also vary in different regions. Go to www.kvh.com/v3htsmap to view our global coverage maps for TracPhone V3_{HTS} metered and unlimited use service.

kvh.com



World Headquarters

KVH Industries, Inc. • Middletown, RI U.S.A.
+1.401.847.3327 • info@kvh.com

EMEA Headquarters

KVH Industries A/S • Birkerød, Denmark
+45.45.160.180 • info@emea.kvh.com

Asia-Pacific Headquarters

KVH Industries Pte Ltd. • Singapore
+65.6513.0290 • info@apac.kvh.com